

**MODEL 7110DR DRAIN ELBOW
7127 STANDPIPE TEE
7125 BULLHEAD TEE**

Shurjoint grooved-end fittings are made of ductile iron per ASTM A536 Gr. 65-45-12 and or ASTM A395 Gr. 65-45-15. C-E dimensions are manufacturer's standard.

Shurjoint standard fitting pressure ratings conform to the ratings of Model 7707 couplings.



7110DR



7127



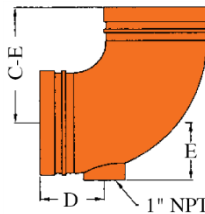
7125



For Fire Protection pressure rating, listing, and approval information, refer to Data Sheet B-42 or visit **SHURJOINT** website, www.shurjoint.com for details or contact your **SHURJOINT** Representative.

MODEL 7110DR DRAIN ELBOW

The Model 7110DR is a grooved-end ductile iron cast elbow with an integral 1" NPT or BSP drain. The 7110DR was primarily designed for, but not limited to, use on fire protection standpipes.

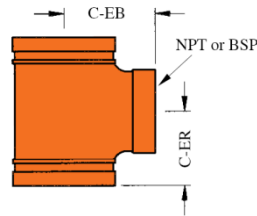


Full warranty terms can be found on www.shurjoint.com

| Model 7110DR Drain Elbow | | | | | | |
|--------------------------|-----------|------------|------|------|--------|--|
| Nominal Pipe Size | Pipe O.D. | Dimensions | | | Weight | |
| | | C - E | D | E | | |
| in | in | in | in | in | Lbs | |
| mm | mm | mm | mm | mm | Kgs | |
| 2 | 2.375 | 3.27 | 2.25 | 1.57 | 2.2 | |
| 50 | 60.3 | 83 | 57 | 40 | 1.0 | |
| 2½ | 2.875 | 3.75 | 2.75 | 1.57 | 2.8 | |
| 65 | 73.0 | 95 | 70 | 40 | 1.3 | |
| 76.1mm | 3.000 | 3.75 | 2.75 | 1.57 | 2.8 | |
| | 76.1 | 95 | 70 | 40 | 1.3 | |
| 3 | 3.500 | 4.25 | 2.75 | 1.93 | 4.6 | |
| 80 | 88.9 | 108 | 70 | 49 | 2.1 | |
| 4 | 4.500 | 5.00 | 2.75 | 2.48 | 6.6 | |
| 100 | 114.3 | 127 | 70 | 63 | 3.0 | |
| 165.1mm | 6.500 | 6.50 | 2.75 | 3.54 | 13.4 | |
| | 165.1 | 165 | 70 | 90 | 6.1 | |
| 6 | 6.625 | 6.50 | 2.75 | 3.54 | 13.4 | |
| 150 | 168.3 | 165 | 70 | 90 | 6.1 | |
| 8 | 8.625 | 7.76 | 3.27 | 4.49 | 25.6 | |
| 200 | 219.1 | 197 | 83 | 114 | 11.6 | |

MODEL 7127 STANDPIPE TEE

The Model 7127 is a grooved-end tee with a 2½" NPT/BSP threaded branch, specially designed for use on fire protection standpipes.



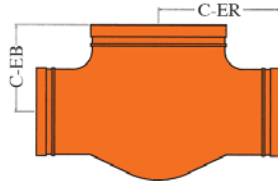
Full warranty terms can be found on www.shurjoint.com

Model 7127 Standpipe Tee

| Nominal Pipe Size | Pipe O.D. | Dimensions | | Weight |
|------------------------------|---|---------------------------|------------------------------|--------------|
| | | Center to End of Run C-ER | Center to End of Branch C-EB | |
| in mm | in mm | in mm | in mm | Lbs Kgs |
| 4 x 4 x 2½ 100 x 100 x 65 | 4.500 x 4.500 x 2.875 114.3 x 114.3 x 73.0 | 3.25 83 | 4.00 102 | 5.84 2.65 |
| 6 x 6 x 2½ 150 x 150 x 65 | 6.625 x 6.625 x 2.875 168.3 x 168.3 x 73.0 | 3.25 83 | 5.00 127 | 9.48 4.30 |

MODEL 7125 BULLHEAD TEE

The Model 7125 is a grooved-end bullhead tee, specially designed for use on fire protection systems. The 7725 allows you to directly split the flow into two reduced branch lines without the need for concentric reducers and multiple couplings.



Full warranty terms can be found on www.shurjoint.com

Model 7125 Bullhead Tee

| Nominal Pipe Size | Pipe O.D. | Dimensions | | Weight |
|------------------------------|--|---------------------------|------------------------------|----------------|
| | | Center to End of Run C-ER | Center to End of Branch C-EB | |
| in mm | in mm | in mm | in mm | Lbs Kgs |
| 2 x 2 x 2½ 50 x 50 x 65 | 2.375 x 2.375 x 2.875 60.3 x 60.3 x 73.0 | 3.74 95 | 3.27 83 | 4.03 1.83 |
| 2 x 2 x 3 50 x 50 x 80 | 2.375 x 2.375 x 3.500 60.3 x 60.3 x 88.9 | 4.25 108 | 3.74 95 | 4.34 1.97 |
| 2 x 2 x 4 50 x 50 x 100 | 2.375 x 2.375 x 4.500 60.3 x 60.3 x 114.3 | 5.00 127 | 4.02 102 | 7.05 3.20 |
| 2½ x 2½ x 3 65 x 65 x 80 | 2.875 x 2.875 x 3.500 73.0 x 73.0 x 88.9 | 4.25 108 | 3.75 95 | 5.62 2.55 |
| 2½ x 2½ x 4 65 x 65 x 100 | 2.875 x 2.875 x 4.500 73.0 x 73.0 x 114.3 | 5.00 127 | 4.00 102 | 7.32 3.32 |
| 3 x 3 x 4 80 x 80 x 100 | 3.500 x 3.500 x 4.500 88.9 x 88.9 x 114.3 | 5.00 127 | 4.00 102 | 7.94 3.60 |
| 4 x 4 x 6 100 x 100 x 150 | 4.500 x 4.500 x 6.625 114.3 x 114.3 x 168.3 | 6.50 165 | 5.00 127 | 14.99 6.80 |
| 5 x 5 x 8 125 x 125 x 200 | 5.563 x 5.563 x 8.625 141.3 x 141.3 x 219.1 | 7.75 197 | 5.50 140 | 31.00 14.00 |
| 6 x 6 x 8 150 x 150 x 200 | 6.625 x 6.625 x 8.625 168.3 x 168.3 x 219.1 | 7.75 197 | 6.50 165 | 29.12 13.21 |

MATERIAL SPECIFICATIONS

• Fitting body:

Ductile Iron to ASTM A536, Gr. 65-45-12 and or ASTM A395, Gr. 65-45-15, min. tensile strength 65,000 psi (448 MPa).

• Surface Finish:

- Orange color painted or red RAL3000 color painted.
- Hot dip galvanized (Option).
- Epoxy coated in red RAL3000 or other colors (Option)

General Notes:

- **Pressure Ratings** for fittings conform to the working pressure of the coupling used to join the system.
- **Listed and or Approved Pressures** are pressure ratings for fire protection systems, tested and approved by various approval bodies. Please always refer to the latest approval data posted on the **Shurjoint** website.
- **Field Joint Test** For one time only the system may be tested hydrostatically at 1½ times the maximum working pressure listed (AWWA C606 5.2.3).
- **Warning:** Piping systems must always be depressurized and drained before attempting disassembly and or removal of any components.
- **The 10 Year Limited Warranty** applies to manufacturing defects only and does not cover severe service/temperature applications or wear parts.
- **Shurjoint** reserves the right to change specifications, designs and or standard without notice and without incurring any obligations.

| | | |
|-------------|------------|-----------|
| Job Name: | System No. | Location: |
| Contractor: | Approved: | Date: |
| Engineer: | Approved: | Date: |

Shurjoint product specifications in U.S. customary units and metric are approximate and are provided for reference only. For precise measurements, please contact **Shurjoint** Technical Service. **Shurjoint** reserves the right to change or modify product design, construction, specifications, or materials without prior notice and without incurring any obligations to make such changes and modifications on **Shurjoint** products previously subsequently sold.