

## STAINLESS STEEL GROOVED END FITTINGS

- MODEL SS-10 90° ELBOW**
- SS-11 45° ELBOW**
- SS-20 TEE**
- SS-60 CAP**



SS-10



SS-11



SS-20



SS-60

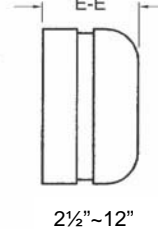
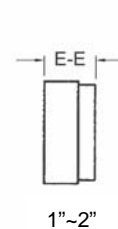
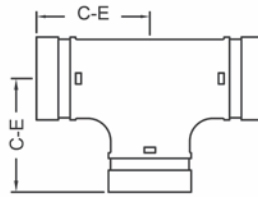
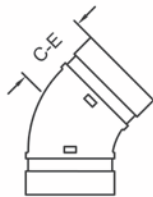
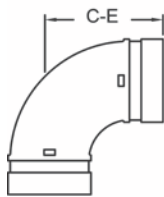


The **Shurjoint** Model SS-10, SS-11, SS-20 and SS-60 stainless steel grooved fittings are investment cast in sizes 1" - 12". These fittings are supplied in ASTM A351 or A743 austenitic grades CF8 (304) and CF8M (316). Materials are in compliance with NSF/ANSI 372 for potable water service applications. In addition fittings are also available on request in CF3M (316L), 316Ti, 2205 Duplex, 2507 Super Duplex and ASTM CK-3MCuN (UNS J93245) the cast equivalent to 254SMO\* to meet your specific service requirements. All cast fittings feature full flow characteristics and are designed to the same C - E dimensions of standard ductile iron grooved fittings.

\*254SMO is a registered trademark of Avesta Polarit AB.

**Shurjoint** stainless steel fitting pressure ratings conform to the ratings of Model 7707coupling.

For Fire Protection pressure rating, listing, and approval information, refer to Data Sheet B-42 or visit **SHURJOINT** website, [www.shurjoint.com](http://www.shurjoint.com) for details or contact your **SHURJOINT** Representative.



Full warranty terms can be found on [www.shurjoint.com](http://www.shurjoint.com)

### Model SS-10 / SS-11 / SS-20 / SS-60 Stainless Steel Fittings

Nominal Size	Pipe O.D.	SS-10 90° Elbow		SS-11 45° Elbow		SS-20 Tee		SS-60 Cap	
		C-E	Weight	C-E	Weight	C-E	Weight	E-E	Weight
in	in	in	Lbs	in	Lbs	in	Lbs	in	Lbs
mm	mm	mm	Kgs	mm	Kgs	mm	Kgs	mm	Kgs
1	1.315	2.25	0.7	1.75	0.4	2.25	0.9	0.94	0.2
25	33.4	57	0.3	45	0.2	57	0.4	24	0.1
1 1/4	1.660	2.75	0.9	1.75	0.7	2.75	1.5	0.94	0.2
32	42.2	70	0.4	45	0.3	70	0.7	24	0.1
1 1/2	1.900	2.75	0.9	1.75	0.9	2.75	1.8	0.94	0.4
40	48.3	70	0.4	45	0.4	70	0.8	24	0.2
2	2.375	3.25	1.3	2.00	1.1	3.25	2.4	0.94	0.4
50	60.3	83	0.6	51	0.5	83	1.1	24	0.2
2 1/2	2.875	3.75	3.1	2.25	2.2	3.75	5.5	1.75	0.9
65	73.0	95	1.4	57	1.0	95	2.5	45	0.4
76.1 mm	3.000	3.75	3.5	2.25	2.2	3.75	5.5	1.75	0.9
	76.1	95	1.6	57	1.0	95	2.5	45	0.4
3	3.500	4.25	2.9	2.50	2.2	4.25	4.6	2.00	1.5
80	88.9	108	1.3	64	1.0	108	2.1	51	0.7
4	4.500	5.00	4.8	3.00	3.5	5.00	7.5	2.00	2.0
100	114.3	127	2.2	76	1.6	127	3.4	51	0.9
139.7 mm	5.500	5.50	8.6	3.25	6.2	5.50	12.3	2.38	3.5
	139.7	140	3.9	83	2.8	140	5.6	60	1.6
5	5.563	5.50	8.6	3.25	6.4	5.50	12.8	2.38	3.3
125	141.3	140	3.9	83	2.9	140	5.8	60	1.5
165.1 mm	6.500	6.50	13.6	3.50	9.0	6.50	19.8	3.00	5.7
	165.1	165	6.2	89	4.1	165	9.0	76	2.6
6	6.625	6.50	14.3	3.50	9.2	6.50	21.3	3.00	5.3
150	168.3	165	6.5	89	4.2	165	9.7	76	2.4

**Model SS-10 / SS-11 / SS-20 / SS-60 Stainless Steel Fittings**

Nominal Size	Pipe O.D.	SS-10 90° Elbow		SS-11 45° Elbow		SS-20 Tee		SS-60 Cap	
		C-E	Weight	C-E	Weight	C-E	Weight	E-E	Weight
in mm	in mm	in mm	Lbs Kgs	in mm	Lbs Kgs	in mm	Lbs Kgs	in mm	Lbs Kgs
8 200	8.625 219.1	7.75 197	23.5 10.7	4.25 108	15.6 7.1	7.75 197	41.4 18.8	3.50 90	11.4 5.2
10 250	10.750 273.0	9.00 229	41.8 19.0	4.75 121	37.0 16.8	9.00 229	46.4 21.1	5.00 127	22.4 10.2
12 300	12.750 323.9	10.00 254	83.6 38.0	5.25 133	43.1 19.6	10.00 254	94.6 43.0	5.71 145	32.3 14.7
200 JIS	8.516 216.3	7.75 197	24.6 11.2	4.25 108	15.6 7.1	7.75 197	30.4 13.8	3.50 90	9.2 4.2
250 JIS	10.528 267.4	9.37 238	63.8 29.0	4.75 121	37.0 16.8	9.00 229	43.6 19.8	5.00 127	19.6 8.9
300 JIS	12.539 318.5	12.20 310	47.7 21.7	5.25 133	43.1 19.6	10.00 254	59.6 27.1	5.71 145	29.7 13.5

## MATERIAL SPECIFICATIONS

### • Fitting Body:

Type 304 Stainless steel to ASTM A351 CF8 or A743 Gr. CF8

- Type 316 to ASTM A743 CF8M
- Type 316L to ASTM A743 CF3M
- Type 316Ti to ASTM A240.
- Duplex 2205 to ASTM A890 4A
- Super Duplex 2507 to ASTM A890 5A
- Duplex 254SMO to ASTM A351 CK3McuN

### General Notes:

- **Pressure Ratings** for fittings conform to the working pressure of the coupling used to join the system.
- **Listed and or Approved Pressures** are pressure ratings for fire protection systems, tested and approved by various approval bodies. Please always refer to the latest approval data posted on the **Shurjoint** website.
- **Field Joint Test:** For one time only the system may be tested hydrostatically at 1½ times the maximum working pressure listed (AWWA C606 5.2.3).
- **Warning:** Piping systems must always be depressurized and drained before attempting disassembly and or removal of any components.
- **The 10 Year Limited Warranty** applies to manufacturing defects only and does not cover severe service/temperature applications or wear parts.
- **Shurjoint** reserves the right to change specifications, designs and or standard without notice and without incurring any obligations.

**Shurjoint** product specifications in U.S. customary units and metric are approximate and are provided for reference only. For precise measurements, please contact **Shurjoint** Technical Service. **Shurjoint** reserves the right to change or modify product design, construction, specifications, or materials without prior notice and without incurring any obligations to make such changes and modifications on **Shurjoint** products previously subsequently sold.