


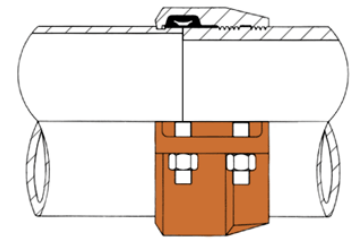
MODEL H307 HDPE TRANSITION COUPLING

The **Shurjoint** Model H307 HDPE transition coupling provides for a fast, easy and direct transition from HDPE pipe and or fittings to grooved end steel pipe (IPS). The H307 couplings feature a four bolt housings and a combination of sharply machined teeth and a key section to form a leak-tight seal when secured to both pipes. Like the H305 the H307 also features a contoured housing with integral ramps along the outside diameter.



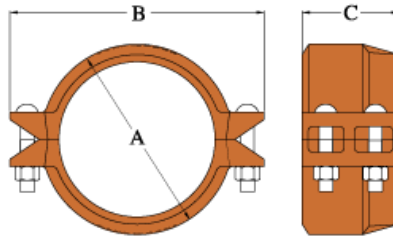
 H307 HDPE Transition Couplings should always be installed so that the coupling bolt pads make metal to metal contact.

Working Pressure: Since the physical strength of the **Shurjoint** HDPE couplings is much greater than HDPE pipe, working pressures are governed by the working pressures of the HDPE pipe, which vary depending on pipe composition, wall thickness and service temperatures.



Shurjoint HDPE couplings are not intended for use on PVC, PP or other materials.

Shurjoint recommends the use of a silicone based lubricant for the HDPE series. Do not use the **Shurjoint** standard lubricant, which is designed for steel pipe use. Do not use hydrocarbon based oils, grease or soap based solutions either as this could lead joint failure.



Full warranty terms can be found on www.shurjoint.com

Model H307 HDPE Transition Coupling								
Nominal Size	Pipe O.D.	Dimensions			Bolts No.	Bolts Size	Approx. Weight	
		A	B	C				
in mm	in mm	in mm	in mm	in mm		in	Lbs Kgs	
2 50	2.375 60.3	3.39 86	5.99 152	3.11 79	4	½ x 2¾	4.4 2.0	
3 80	3.500 88.9	4.49 114	7.13 181	3.11 79	4	½ x 3	5.9 2.7	
4 100	4.500 114.3	5.75 146	8.50 216	3.74 95	4	½ x 3	8.4 3.8	
6 150	6.625 168.3	8.00 203	11.26 286	3.74 95	4	¾ x 3½	12.5 5.7	
8 200	8.625 219.1	10.51 267	13.63 346	4.25 108	4	¾ x 3½	21.3 9.7	
10 250	10.750 273.0	12.64 321	17.00 432	5.00 127	4	¾ x 4¾	35.2 16.0	
12 300	12.750 323.9	14.76 375	19.49 495	5.00 127	4	¾ x 4¾	43.1 19.6	

MATERIAL SPECIFICATIONS

• Housing:

Ductile Iron to ASTM A536, Gr. 65-45-12 and or to ASTM A395, Gr. 65-45-15, min. tensile strength 65,000 psi (448 MPa).

• Surface Finish:

Standard painted finishes in orange or RAL3000 red.

- Electro-zinc plated (Option).
- Epoxy Coatings in RAL3000 red or other colors (Option)

• Rubber Gasket:

To assure maximum life for the service intended, proper gasket selection and specification in ordering is essential. Failure to select the proper gasket compound may result in personal injury, property damage, joint leakage or joint failure.

Grade "E" EPDM (Color code: Green stripe) Good for cold & hot water up to +230°F (+110°C). Also good for services for water with acid, water with chlorine, deionized water, seawater and waste water, dilute acids, oil-free air and many chemicals.

Not recommended for petroleum oils, minerals oils, solvents and aromatic hydrocarbons.

Maximum Temperature Range: -30°F (-34°C) to +230°F (+110°C)*.

*EPDM gaskets for water services are not recommended for steam services unless couplings or components are accessible for frequent gasket replacement.

- (Option) **Grade "T" Nitrile** (Color code: Orange stripe) Recommended for petroleum products, air with oil vapors, vegetable and mineral oils within the specified temperature range. Also good for water services under +66°C (+150°F). Temperature range: -20°F to +180°F (-29°C to +82°C). **Do not use for HOT WATER above +150°F (+66°C) or HOT DRY AIR above +140°F (+60°C)**

- Other options: Grade "O" - Fluoroelastomer.
Grade "L" - Silicone.
For additional details contact **Shurjoint**.

• Bolts & Nuts:

Heat treated carbon manganese steel track bolts to ASTM A449-83a (or A183 Gr. 2), minimum tensile strength 110,000 psi (758 MPa), Zinc electroplated, with heavy-duty hexagonal nuts to ASTM A563.

General Notes:

- **Field Joint Test:** For one time only the system may be tested hydrostatically at 1½ times the maximum working pressure listed (AWWA C606 5.2.3).
- **Warning:** Piping systems must always be depressurized and drained before attempting disassembly and or removal of any components.
- **The 10 Year Limited Warranty** applies to manufacturing defects only and does not cover severe service/temperature applications or wear parts.
- **Shurjoint** reserves the right to change specifications, designs and or standard without notice and without incurring any obligations.

Job Name:	System No.	Location:
Contractor:	Approved:	Date:
Engineer:	Approved:	Date:

Shurjoint product specifications in U.S. customary units and metric are approximate and are provided for reference only. For precise measurements, please contact **Shurjoint** Technical Service. **Shurjoint** reserves the right to change or modify product design, construction, specifications, or materials without prior notice and without incurring any obligations to make such changes and modifications on **Shurjoint** products previously subsequently sold.